

Integrated Supply Equipment

# GENESIS

Glass Front Supply Merchandiser

by



**When it comes to getting the job done, professionals demand the best tools.**

Supply Solutions continues to serve the industrial market with proven, reliable and quality merchandising systems with our NEW Genesis supply merchandiser.

- Electronic Controls
- Golden Eye Ensured Delivery Sensing Technology
- Card Reader or Pin Number Access
- Point of Use Cabinet - Controlled 24/7
- Employee and Inventory Usage Reporting
- On-line Customer and Supplier Interface
- Easy Loading Shelves
- Flexible Shelf and Helix Configurations

Custom reporting available or interface with your own inventory management software.

Reduce supply costs.

Supply Solutions  
MRO maintenance repair and operations supplies.  
PPE personal protection equipment  
Automated Tool Crib



**EXPLORE THE  
POSSIBILITIES  
OF DIGITAL  
SIGNAGE.**



Improved delivery bin with a contoured interior makes product retrieval easy, plus greater depth for the positive vend of larger items.

# GENESIS


Glass Front Supply Merchandiser

by




**G4**

**G5**



32 Select




40 Select

### Consumer Friendly Selection Interface

The numeric keypad makes choosing a product easy for consumers. The large buttons and bold lettering make it simpler to use than other systems.

### Advanced Electronics

Multiple pricing and date recall (by selection, tray, or machine); self diagnostic; time and date capabilities; winner mode (1:10 to 1:9,999) discount mode; inhibit mode; and custom message.



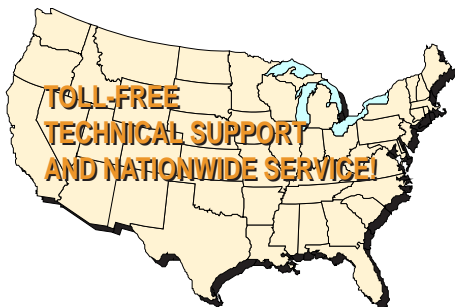
**Golden Eye Delivery Sensing Technology** ensures vending performance.



**Card Reader** Includes card reader interface.



**Adjustable Helixes**  
360 - degree helixes adjust in 20 - degree increments allowing greater product dispensing capability



Help is only a phone call away with toll-free technical support and over 435 service centers nationwide.

### Features

**G4**

**G5**

*Note: Selections and capacities vary depending on model configuration*

S= Standard O=Optional

Product Delivery Sensors	S	S
Americans with Disabilities Act Compliant	S	S
Custom Helix Configurations	O	O
High Security Package	O	O
4 Legs	S	S
Digital Signage	O	O
Chilled/Frozen	O	O
Shelves: 5, 6 or 7	O	O

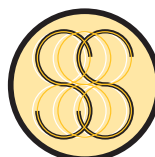
### Access Methods

Card Reader	O	O
Pin Pad	O	O

### Specifications

Height	72"	72"
Width	33.50"	38.63"
Depth	35"	35"
Shipping Weight	495 lbs.	555 lbs.
Shipping Weight Chilled	620 lbs.	700 lbs.
Electrical Services	120V, 60Hz, 3AM	120V, 60Hz, 3AM
Electrical Services Chilled	12 AMPS	12 AMPS

*In order to bring you the best products possible we continue to improve product design and performance and as such specifications are subject to change without notice.*



**SUPPLY SOLUTIONS CORP.**

**Kent Criser**  
Vice President Sales

P.O. Box 782466  
Wichita, KS 67278  
Phone/Fax 316-630-0631  
Cell 316-651-7222

[www.supplysolutionscorp.com](http://www.supplysolutionscorp.com)